



Medimap is a tech company that matches patients with walk-in clinics, pharmacists and allied health professionals to simplify access to care



Wait Time Index 2024

The Medimap Walk-in Clinic Wait Index uses data collected from the majority of walk-ins across Canada that use the company's software to publish wait times online. The majority of walk-in clinics across Canada use Medimap to share their wait times. Wait times are updated by clinic staff on average every 30 minutes.

medimap

The National wait time average across

The Medimap Walk-in Clinic Wait Time Index uses data collected from the majority of walk-in clinics across Canada that use the company's software to publish wait times online. Approximately 70 percent of walk-in clinics across Canada use Medimap to share their wait times. Wait times are updated by walk-in clinic staff every 30 minutes on average. Medimap currently operates in the following provinces: British Columbia, Alberta, Saskatchewan, Manitoba, Ontario and Nova Scotia.

The national wait time average across Canada in 2023 was **68 minutes**, a 31 minute increase from 2022 when it was 37 minutes.

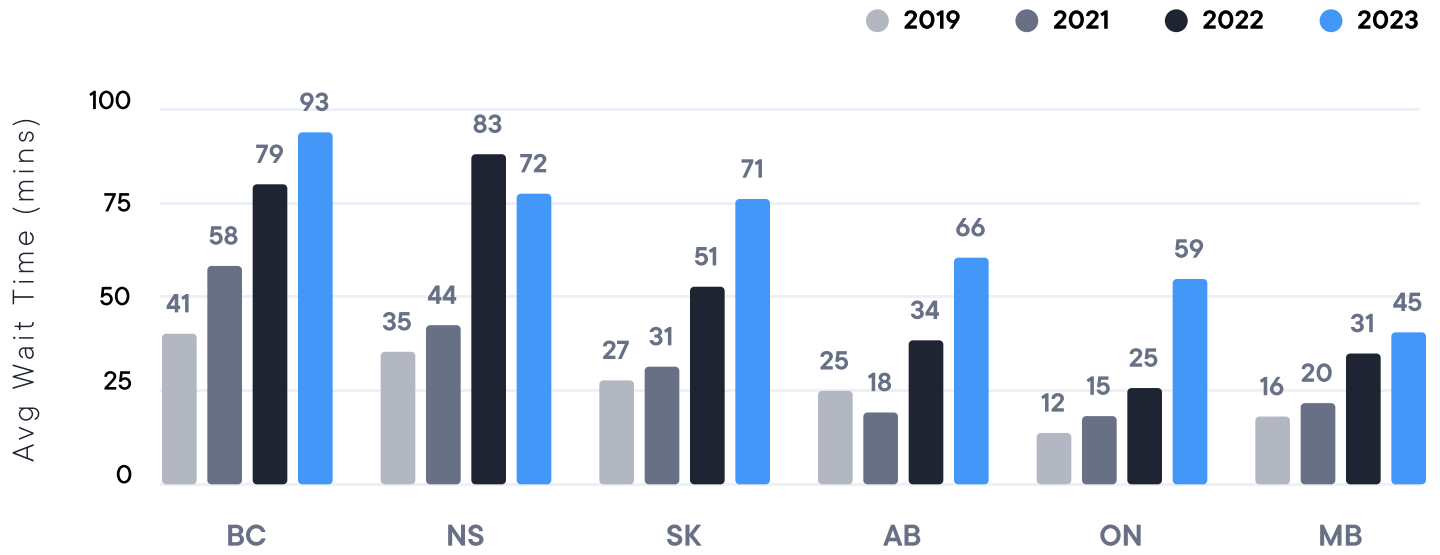
NATIONAL DATA

- The Medimap Walk-in Clinic Wait Time Index found patients in British Columbia and Nova Scotia experienced the longest average wait times in Canada in 2023
- Ontario and Manitoba have the shortest wait times in 2023.
- On average British Columbians had to wait more than double the amount of time (93 minutes) to see a doctor at a walk-in clinic, compared to Ontarians who waited an average of 59 minutes
- While Ontario had one of the lowest wait times across the country, it increased to 59 minutes in 2023 up from 25 minutes in 2022.

Index

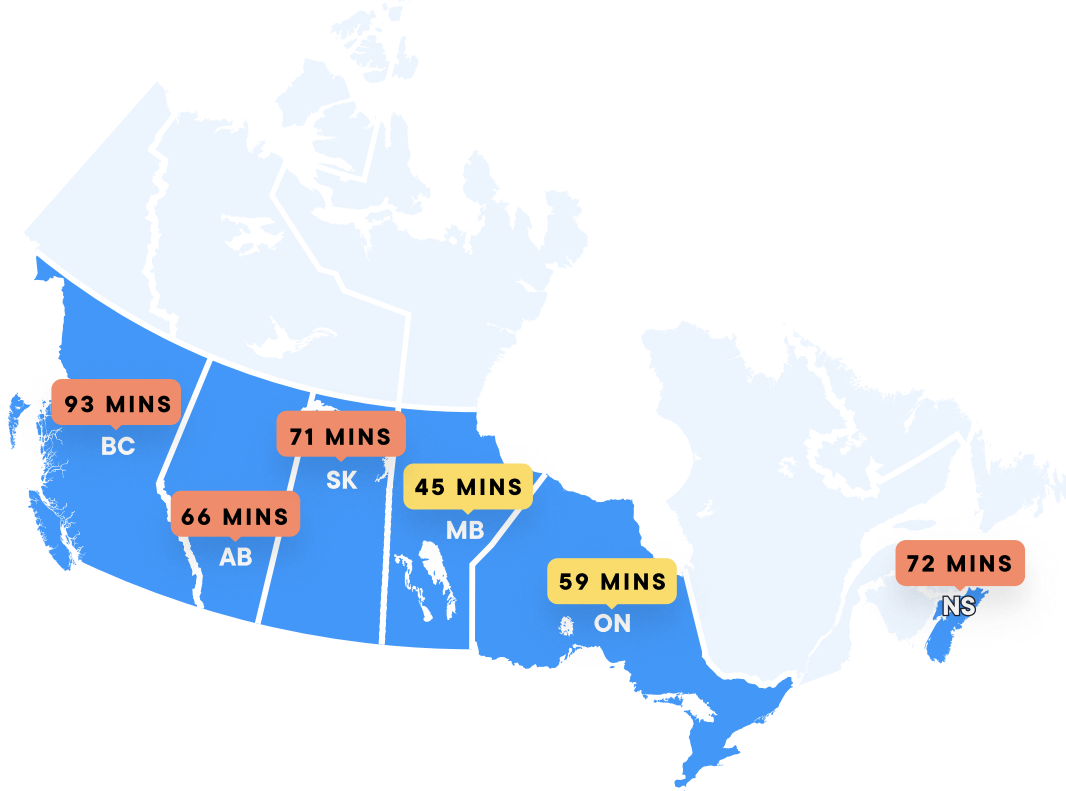
NATIONAL DATA	3
PROVINCE BY PROVINCE COMPARISON	4
AVG. WAIT TIME BY PROVINCE	5
ONTARIO	6
BRITISH COLUMBIA	7
SASKATCHEWAN	8
ALBERTA	9
MANITOBA & NOVA SCOTIA	10

Province by province comparison



PROVINCE	AVG WAIT TIME (MINS) 2023	AVG WAIT TIME (MINS) 2022	+/- IN WAIT TIME
BC	93	79	+14
NS	72	83	-11
SK	71	51	+20
AB	66	34	+32
ON	59	25	+34
MB	45	31	+14
NATIONAL AVG	68	37	+31

Avg. wait time by province

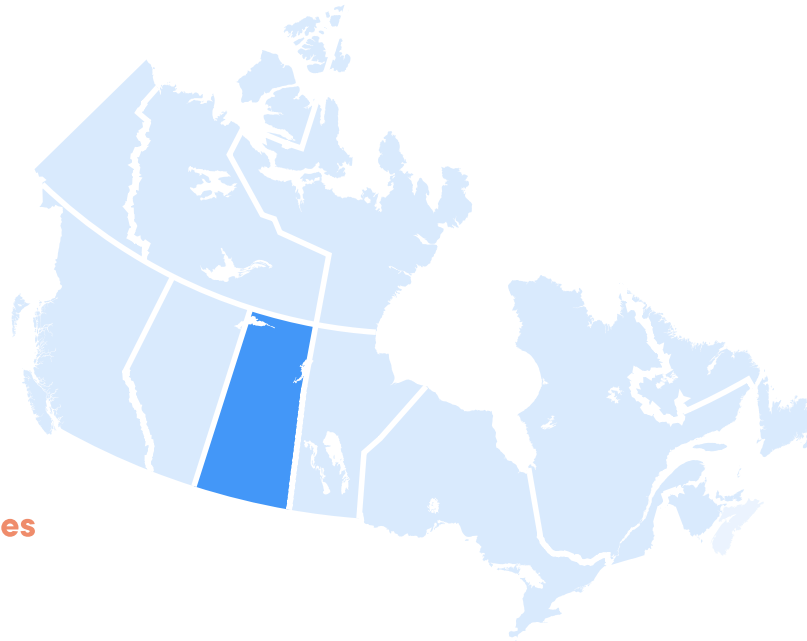


Shortest/Longest avg. wait-time

BRITISH COLUMBIA		NOVA SCOTIA		SASKATCHEWAN	
Chilliwack	● 44 mins	Halifax	● 46 mins	Regina	● 61 mins
North Vancouver	● 187 mins	-	----	Saskatoon	● 76 mins

ALBERTA		MANITOBA		ONTARIO	
Calgary	● 69 mins	Winnipeg	● 45 mins	Brampton	● 37 mins
Edmonton	● 73 mins	-	----	Toronto	● 72 mins

SASKATCHEWAN



71
minutes

The average time to see a doctor in 2023; **20 minutes** increase from 2022.

Average wait time

Regina

61
mins

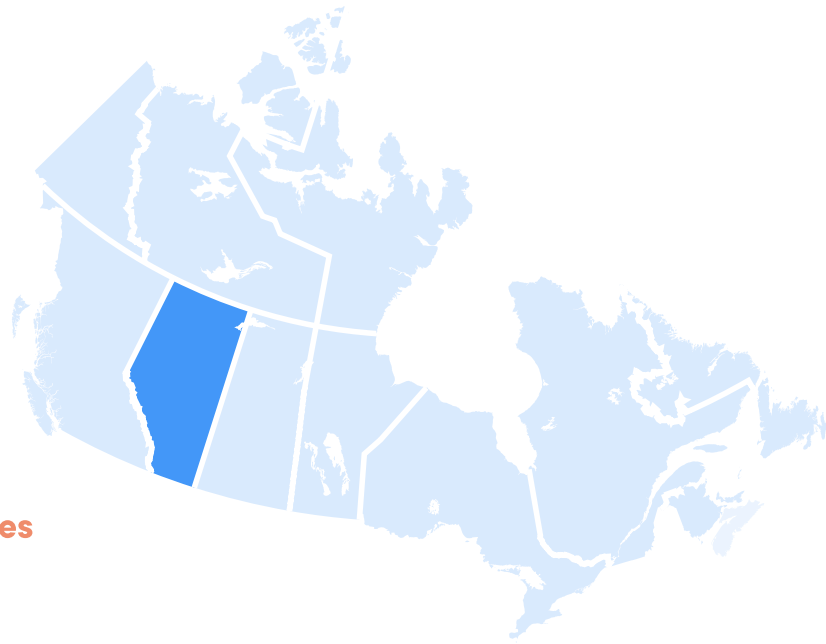
The average time to see a doctor at a walk-in clinic in 2023

Saskatoon

76
mins

The average time to see a doctor at a walk-in clinic in 2023

ALBERTA



 **66**
minutes

The average time to see a doctor in 2023; **32 minutes** increase from 2022.

Average wait time

Calgary

68
mins The average time to see a doctor at a walk-in clinic in 2023

Edmonton

73
mins The average time to see a doctor at a walk-in clinic in 2023

RED DEER **72** mins

GRANDE PRAIRIE **72** mins

MANITOBA



Winnipeg

45
mins

The average time to see a doctor at a walk-in clinic in 2023. **13 minutes** increase from 2022

NOVA SCOTIA




Halifax

46
mins

The average time to see a doctor at a walk-in clinic in 2023. **37 minutes** decrease from 2022



ONTARIO

 **59** minutes
The average time to see a doctor in 2023; **34 minutes** increase from 2022.

Second shortest average wait times in the country

Average wait time

Brampton

37 mins
The average time to see a doctor at a walk-in clinic in 2023

Toronto

72 mins
The average time to see a doctor at a walk-in clinic in 2023

OAKVILLE **47** mins


LONDON **69** mins

WINDSOR **49** mins

HAMILTON **68** mins

BRITISH COLUMBIA



 **93**
minutes The average time to see a doctor in 2023; **14 minutes** increase from 2022.

Longest average wait times in the country

Average wait time

Chilliwack

44
mins The average time to see a doctor at a walk-in clinic in 2023

North Vancouver

187
mins The average time to see a doctor at a walk-in clinic in 2023

ABBOTSFORD **55** mins

VICTORIA **107** mins

VANCOUVER **62** mins

KELOWNA **104** mins

BURNABY **82** mins

RICHMOND **96** mins



Wait Time Index 2024

For more information, contact us at pr@medimap.ca

